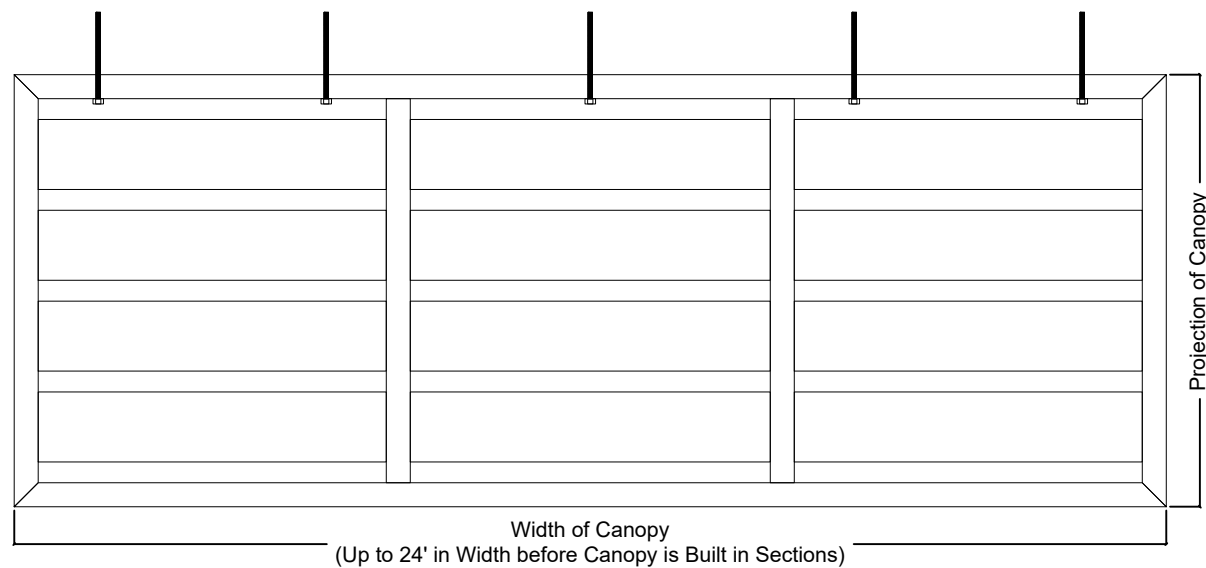
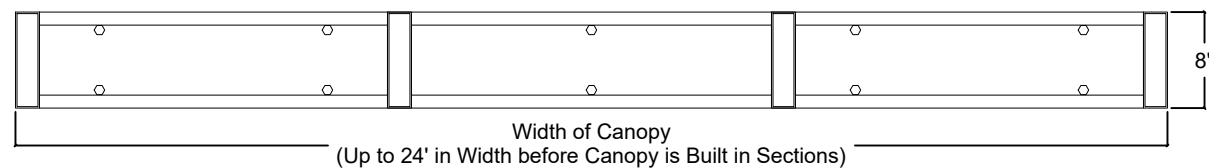


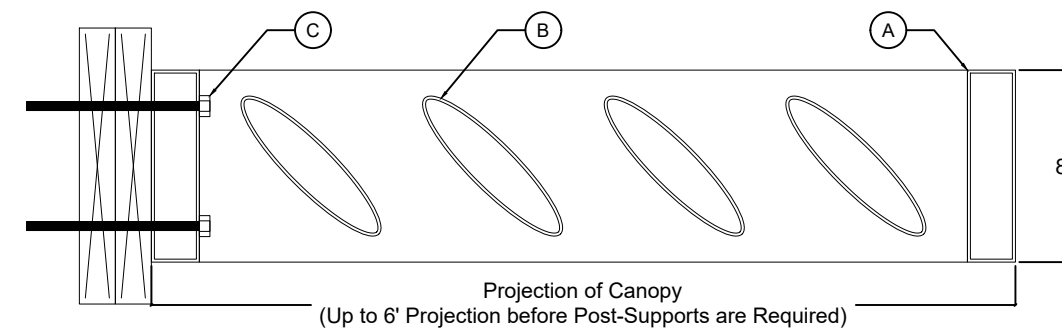
1 DIMENSIONAL VIEW
SCALE: $\frac{3}{4}'' = 1'-0''$



2 TOP VIEW
SCALE: $\frac{3}{4}'' = 1'-0''$



3 TRANSVERSE VIEW
SCALE: $\frac{3}{4}'' = 1'-0''$



4 PROFILE
SCALE: $1-\frac{1}{2}'' = 1'-0''$

CANOPY FABRICATION DETAILS	
PART LABEL	DESCRIPTION
A	8"(h) x 2"(w) x $\frac{1}{8}''$ (wall) ALUMINUM FLAT-FACE EXTRUSION & OUTRIGGERS
B	2"(h) x 8"(w) x $\frac{1}{8}''$ (thick) ALUMINUM AIR-FOIL LOUVERS
C	$\frac{3}{8}''$ LAG BOLTS

**STANDARD SUNSHADE CANOPY | 8"(h) x 2"(w) TUBE EXTRUSION
CANTILEVER MOUNTING SYSTEM**

