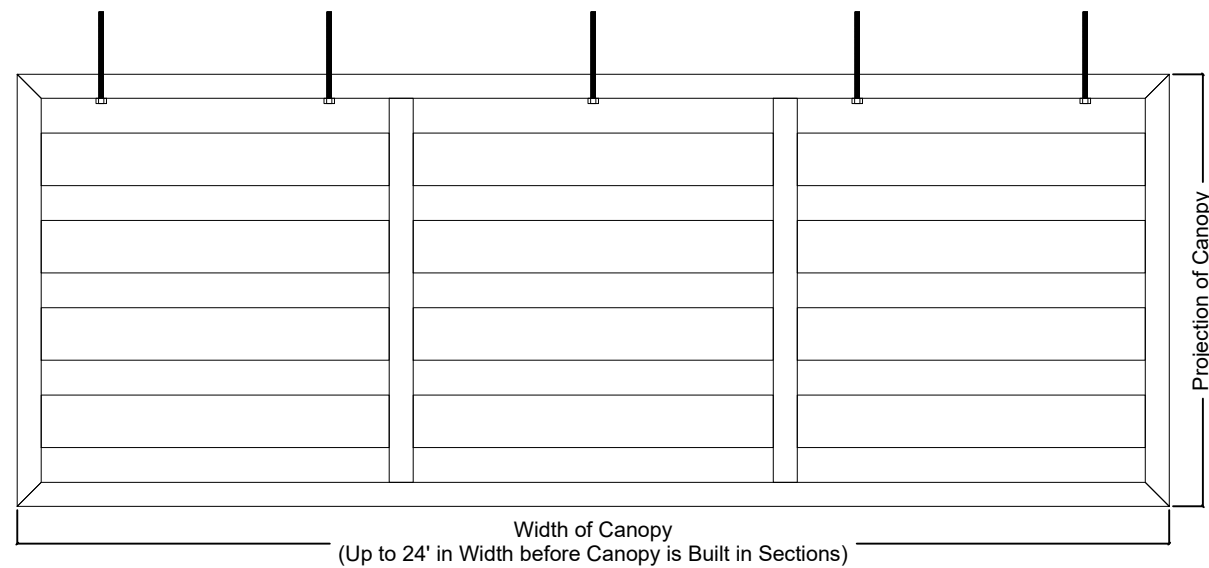
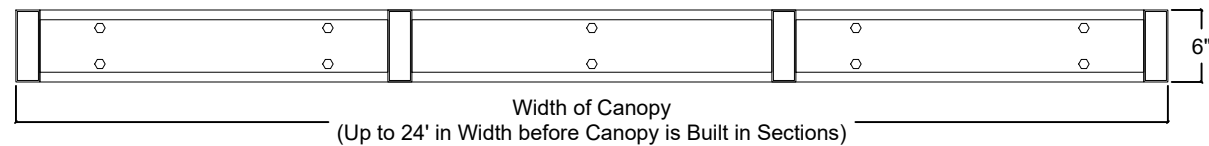


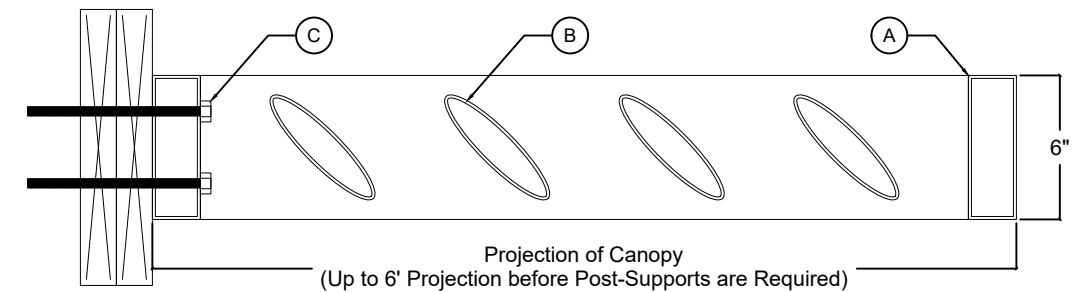
**1 DIMENSIONAL VIEW**  
SCALE:  $\frac{3}{4}" = 1'-0"$



**2 TOP VIEW**  
SCALE:  $\frac{3}{4}" = 1'-0"$



**3 TRANSVERSE VIEW**  
SCALE:  $\frac{3}{4}" = 1'-0"$



**4 PROFILE**  
SCALE:  $1-\frac{1}{2}" = 1'-0"$

CANOPY FABRICATION DETAILS	
PART LABEL	DESCRIPTION
A	6" (h) x 2" (w) x $\frac{1}{8}"$ (wall) ALUMINUM FLAT-FACE EXTRUSION & OUTRIGGERS
B	1- $\frac{1}{2}"$ (h) x 6" (w) x $\frac{1}{8}"$ (thick) ALUMINUM AIR-FOIL LOUVERS
C	$\frac{3}{8}"$ LAG BOLTS

**STANDARD SUNSHADE CANOPY | 6" (h) x 2" (w) TUBE EXTRUSION  
CANTILEVER MOUNTING SYSTEM**

